

**Welcome To
Globalbridge's World**


ABOUT GLOBALBRIDGE

Foshan Global Bridge Building Materials Co.,Ltd. is a company helping our clients to grow business by designing, sourcing and delivery mosaic products. We established in 2006, have a modern showroom and office building of 4 thousand 2 hundred Square meters.

Our services provide exceptional value by the quality and innovation on time. Our customers see us as their solution provider and we have already successfully cooperating with nearly 3 hundred clients and some of them became our sole distributors and partners.

In terms of our history, we are an innovative mosaic company specializing in mosaic wholesale and project for 12 years. Today Global Bridge provides a vast array of products, designs, consulting and technical information for the benefit of our customers.

Our mission is to help our clients growing business. Hope we have the opportunity to cooperate and be a win-win partner.





Enamel Glass Mosaic

	Meeting Point	11
	Iteration	15
	Never Cross	19
	Hyacinth	21
	Ripple	23
	Contexture	25
	Rising Star	27

	Pulse	29
	Sternhalma	31
	Lane	33
	Handshake	35
	Rhombus Shade	37
	Printed Enamel -Tideway	39
	Printed Enamel -Flower	45
	Printed Enamel -Grid	47
	Enamel & Ceramic Mix	49
	Sketch	57
	3D Enamel -Long Bend Hexagon	59
	3D Enamel -Arrow	61

	3D Enamel -Ladder	65
	3D Enamel -Football Shape	67
	3D Enamel -Hexagon	69



Glass Mosaic

	Stream Wheat	77
	Stream Wheat	83
	Stream Wheat	85

Please kindly contact with our sales to get the whole catalogue of Global Bridge.


	Stream Wheat	87
	Stream Wheat	89
	Stream	91
	Stream	95
	Stream	97



Crystal Mosaic







	Sketch Crystal	103
--	----------------	-----

	Inkjet Crystal & Stone Mix	107
	Crystal Wheat	109
	Variation Mix	111
	Sparkle Crystal & Aluminium	112
	Color Ink	113
	Foil Crystal Mix	115
	Coffee & Tea -Long&Short	117
	Crystal&Stone &Ceramic	118
	Marble&Crystal &Resin	119
	Crystal&Diamond &Stone	120
	Crystal Grid Mix	121




Ceramic Mosaic

	Inkjet Glazed	125
	Stone Inkjet	127
	Crystal Glazed -48x195 Long Hexagon	130
	Crystal Glazed -60x95 Long Hexagon	131

Enamel Glass Mosaic	9	
Hot Melt Glass Mosaic	75	
Crystal Mosaic	101	
Ceramic Mosaic	123	
Auxiliary Information	133	
Index	139	







EXAMPLE Product Data Explanation



DE-EMP03A^①
 305x305x6mm/pcs^②
 Chip Size:10x10x6mm^③
 11.39 kgs/ctn^④ 1.02 sqm/ctn^⑤
 90 ctns/plt^⑥ 11 pcs/ctn^⑦


- ①: Product name
- ②: Sheet size
- ③: Chip Size
- ④: Weight of each carton
- ⑤: Square Meters of each carton
- ⑥: Number of cartons per pallet
- ⑦: Number of sheets per carton

PICTOGRAMS Range Of Application

-  Outdoor
Balcony / Courtyard
/ Open Space
-  Wet Area
Shower Place / Sauna / Spa
-  Splash Area
Kitchen / Wash basin
-  Permanent Wet Area
Swimming Pool / Fountain
/ Fish Pond
-  Floor
-  Wall



Our mission is to help our clients growing business.



Stream Wheat






6STGFSB161
 295x268x6mm/pcs
 Chip Size: 55.5x20/6/30.5x6mm
 11.24 kgs/ctn 1.03 sqm/ctn
 81 ctns/plt 13 pcs/ctn




6STSFSB161
 295x268x6mm/pcs
 Chip Size: 55.5x20/6/30.5x6mm
 11.24 kgs/ctn 1.03 sqm/ctn
 81 ctns/plt 13 pcs/ctn




6STGFSB263
 295x268x6mm/pcs
 Chip Size: 55.5x20/6/30.5x6mm
 11.24 kgs/ctn 1.03 sqm/ctn
 81 ctns/plt 13 pcs/ctn



6STGFSB273
 295x268x6mm/pcs
 Chip Size: 55.5x20/6/30.5x6mm
 11.24 kgs/ctn 1.03 sqm/ctn
 81 ctns/plt 13 pcs/ctn





M6STGFSB231
 295x268x6mm/pcs
 Chip Size: 55.5x20/6/30.5x6mm
 11.24 kgs/ctn 1.03 sqm/ctn
 81 ctns/plt 13 pcs/ctn




M6STGFSB232
 295x268x6mm/pcs
 Chip Size: 55.5x20/6/30.5x6mm
 11.24 kgs/ctn 1.03 sqm/ctn
 81 ctns/plt 13 pcs/ctn



M6STGFSB233
 295x268x6mm/pcs
 Chip Size: 55.5x20/6/30.5x6mm
 11.24 kgs/ctn 1.03 sqm/ctn
 81 ctns/plt 13 pcs/ctn



M6STGFSB234
 295x268x6mm/pcs
 Chip Size: 55.5x20/6/30.5x6mm
 11.24 kgs/ctn 1.03 sqm/ctn
 81 ctns/plt 13 pcs/ctn



M6STGFSB325
 295x268x6mm/pcs
 Chip Size: 55.5x20/6/30.5x6mm
 11.24 kgs/ctn 1.03 sqm/ctn
 81 ctns/plt 13 pcs/ctn



M6STGFSB426
 295x268x6mm/pcs
 Chip Size: 55.5x20/6/30.5x6mm
 11.24 kgs/ctn 1.03 sqm/ctn
 81 ctns/plt 13 pcs/ctn



Stream Wheat



M6STGFSA231
 295x280x6mm/pcs
 Chip Size:55.5x6/20/30.5x6mm
 11.85 kgs/ctn 1.07 sqm/ctn
 81 ctns/plt 13 pcs/ctn



M6STGFSA232
 295x280x6mm/pcs
 Chip Size:55.5x6/20/30.5x6mm
 11.85 kgs/ctn 1.07 sqm/ctn
 81 ctns/plt 13 pcs/ctn



M6STGFSA233
 295x280x6mm/pcs
 Chip Size:55.5x6/20/30.5x6mm
 11.85 kgs/ctn 1.07 sqm/ctn
 81 ctns/plt 13 pcs/ctn



M6STGFSA234
 295x280x6mm/pcs
 Chip Size:55.5x6/20/30.5x6mm
 11.85 kgs/ctn 1.07 sqm/ctn
 81 ctns/plt 13 pcs/ctn




M6STGFSA325
 295x280x6mm/pcs
 Chip Size:55.5x6/20/30.5x6mm
 11.85 kgs/ctn 1.07 sqm/ctn
 81 ctns/plt 13 pcs/ctn



M6STGFSA426
 295x280x6mm/pcs
 Chip Size:55.5x6/20/30.5x6mm
 11.85 kgs/ctn 1.07 sqm/ctn
 81 ctns/plt 13 pcs/ctn

Stream Wheat



M6ST20FSB221
 295x244x6mm/pcs
 Chip Size: 55.5x20x6mm
 11.68 kgs/ctn 1.08 sqm/ctn
 81 ctns/plt 15 pcs/ctn



M6ST20FSB224
 295x244x6mm/pcs
 Chip Size: 55.5x20x6mm
 11.68 kgs/ctn 1.08 sqm/ctn
 81 ctns/plt 15 pcs/ctn



M6ST20FSB231
 295x244x6mm/pcs
 Chip Size: 55.5x20x6mm
 11.68 kgs/ctn 1.08 sqm/ctn
 81 ctns/plt 15 pcs/ctn



M6ST20FSB232
 295x244x6mm/pcs
 Chip Size: 55.5x20x6mm
 11.68 kgs/ctn 1.08 sqm/ctn
 81 ctns/plt 15 pcs/ctn



M6ST20FSB233
 295x244x6mm/pcs
 Chip Size: 55.5x20x6mm
 11.68 kgs/ctn 1.08 sqm/ctn
 81 ctns/plt 15 pcs/ctn



M6ST20FSB234
 295x244x6mm/pcs
 Chip Size: 55.5x20x6mm
 11.68 kgs/ctn 1.08 sqm/ctn
 81 ctns/plt 15 pcs/ctn






Stream Wheat



M6STAR122
 315x227x6mm/pcs
 Chip Size:30.5x55.5x6mm
 12.08 kgs/ctn 1.07 sqm/ctn
 81 ctns/plt 15 pcs/ctn



M6STAR221
 315x227x6mm/pcs
 Chip Size:30.5x55.5x6mm
 12.08 kgs/ctn 1.07 sqm/ctn
 81 ctns/plt 15 pcs/ctn



M6STAR222
 315x227x6mm/pcs
 Chip Size:30.5x55.5x6mm
 12.08 kgs/ctn 1.07 sqm/ctn
 81 ctns/plt 15 pcs/ctn



M6STAR226
 315x227x6mm/pcs
 Chip Size:30.5x55.5x6mm
 12.08 kgs/ctn 1.07 sqm/ctn
 81 ctns/plt 15 pcs/ctn



6STGAR161
252x260x6mm/pcs
Chip Size: 35x6x6+30.5x55.5x6mm
10.64 kgs/ctn 0.98 sqm/ctn
81 ctns/plt 15 pcs/ctn



6STGAR263
252x260x6mm/pcs
Chip Size: 35x6x6+30.5x55.5x6mm
10.64 kgs/ctn 0.98 sqm/ctn
81 ctns/plt 15 pcs/ctn



6STGAR269
252x260x6mm/pcs
Chip Size: 35x6x6+30.5x55.5x6mm
10.64 kgs/ctn 0.98 sqm/ctn
81 ctns/plt 15 pcs/ctn




6STGAR375
252x260x6mm/pcs
Chip Size: 35x6x6+30.5x55.5x6mm
10.64 kgs/ctn 0.98 sqm/ctn
81 ctns/plt 15 pcs/ctn



6STGAR467
252x260x6mm/pcs
Chip Size: 35x6x6+30.5x55.5x6mm
10.64 kgs/ctn 0.98 sqm/ctn
81 ctns/plt 15 pcs/ctn



6STGAR476
252x260x6mm/pcs
Chip Size: 35x6x6+30.5x55.5x6mm
10.64 kgs/ctn 0.98 sqm/ctn
81 ctns/plt 15 pcs/ctn



Stream



6STGRE161
296x297x6mm/pcs
Chip Size:73x23/6/48x6mm
14.05 kgs/ctn 1.23 sqm/ctn
72 ctns/plt 13 pcs/ctn



6STGRE263
296x297x6mm/pcs
Chip Size:73x23/6/48x6mm
14.05 kgs/ctn 1.23 sqm/ctn
72 ctns/plt 13 pcs/ctn



6STGRE269
296x297x6mm/pcs
Chip Size:73x23/6/48x6mm
14.05 kgs/ctn 1.23 sqm/ctn
72 ctns/plt 13 pcs/ctn






M6STGRE231
296x297x6mm/pcs
Chip Size:73x23/6/48x6mm
14.05 kgs/ctn 1.23 sqm/ctn
72 ctns/plt 13 pcs/ctn




M6STGRE234
296x297x6mm/pcs
Chip Size:73x23/6/48x6mm
14.05 kgs/ctn 1.23 sqm/ctn
72 ctns/plt 13 pcs/ctn



M6STGRE325
296x297x6mm/pcs
Chip Size:73x23/6/48x6mm
14.05 kgs/ctn 1.23 sqm/ctn
72 ctns/plt 13 pcs/ctn




M6STGRE426
296x297x6mm/pcs
Chip Size:73x23/6/48x6mm
14.05 kgs/ctn 1.23 sqm/ctn
72 ctns/plt 13 pcs/ctn





6ST73BD161
300x300x6mm/pcs
Chip Size:23/48x73x6mm

13.45 kgs/ctn 1.17 sqm/ctn
72 ctns/plt 13 pcs/ctn



6ST73BD265
300x300x6mm/pcs
Chip Size:23/48x73x6mm

13.45 kgs/ctn 1.17 sqm/ctn
72 ctns/plt 13 pcs/ctn




6ST73BD273
300x300x6mm/pcs
Chip Size:23/48x73x6mm

13.45 kgs/ctn 1.17 sqm/ctn
72 ctns/plt 13 pcs/ctn




6ST73BD263
300x300x6mm/pcs
Chip Size:23/48x73x6mm

13.45 kgs/ctn 1.17 sqm/ctn
72 ctns/plt 13 pcs/ctn



6ST73BD269
300x300x6mm/pcs
Chip Size:23/48x73x6mm

13.45 kgs/ctn 1.17 sqm/ctn
72 ctns/plt 13 pcs/ctn



6ST73BD275
300x300x6mm/pcs
Chip Size:23/48x73x6mm

13.45 kgs/ctn 1.17 sqm/ctn
72 ctns/plt 13 pcs/ctn



Stream




6ST73BD365
300x300x6mm/pcs
Chip Size:23/48x73x6mm

13.45 kgs/ctn 1.17 sqm/ctn
72 ctns/plt 13 pcs/ctn



6ST73BD375
300x300x6mm/pcs
Chip Size:23/48x73x6mm

13.45 kgs/ctn 1.17 sqm/ctn
72 ctns/plt 13 pcs/ctn



6ST73BD476
300x300x6mm/pcs
Chip Size:23/48x73x6mm

13.45 kgs/ctn 1.17 sqm/ctn
72 ctns/plt 13 pcs/ctn



Stream



6STG73BD161
316x300x6mm/pcs
Chip Size:73x48/23/6x6mm
14.05 kgs/ctn 1.23 sqm/ctn
72 ctns/plt 13 pcs/ctn



6STG73BD263
316x300x6mm/pcs
Chip Size:73x48/23/6x6mm
14.05 kgs/ctn 1.23 sqm/ctn
72 ctns/plt 13 pcs/ctn



6STG73BD269
316x300x6mm/pcs
Chip Size:73x48/23/6x6mm
14.05 kgs/ctn 1.23 sqm/ctn
72 ctns/plt 13 pcs/ctn





M6STG73BD221
 316x300x6mm/pcs
 Chip Size:73x48/23/6x6mm
 14.05 kgs/ctn 1.23 sqm/ctn
 72 ctns/plt 13 pcs/ctn



M6STG73BD223
 316x300x6mm/pcs
 Chip Size:73x48/23/6x6mm
 14.05 kgs/ctn 1.23 sqm/ctn
 72 ctns/plt 13 pcs/ctn



M6STG73BD244
 316x300x6mm/pcs
 Chip Size:73x48/23/6x6mm
 14.05 kgs/ctn 1.23 sqm/ctn
 72 ctns/plt 13 pcs/ctn

INSTRUCTION FOR MOSAIC INSTALLATION



1. Preparing substrates



6. Cut off the excess and fit the mosaic edge



2. Prepare tools



7. Fill the edges



3. Preparing adhesives



8. Apply the grout to the tile sheet surface



4. Apply the adhesives to the substrates



9. Use a soft towel to remove excess adhesive on the surface



5. Apply the tile sheet



10. Curing for 24 hours before use

1. Prepare the substrate
The substrate should be smooth, clean, dust-free and waterproof. If you take the waterproof measures, remember to do it at least one day in advance. Generally the waterproof coating will completely dry after 24 hours. If there is dust on the wall, you can apply a layer of varnish first, and dry it after 24 hours. If there is a socket, remove the panel of the socket and install it after the paving is completed.

2. Prepare for the tools and materials

Materials:
Choose the suitable adhesive and joint mixture.

Tools:



Electric Drill



Notched Spatula



Rubber Float



Rigid Cellulose Sponge



Spacer



Spirit Level



Trowel



Grout Sealer



Diamond Glass Cutting Tools



Wet Saw

3. Installation steps:

After confirming that the wall is flat and ashless, you can start paving. First, mark the position first. If the wall has an inner corner and an outer corner, the horizontal line needs to ensure that the outer corner mosaic is complete and cut the inner corner only. If it is for kitchen backsplash, it needs to ensure that the mosaic at the vertical line which touches the countertop is complete.

Please make sure that the quantity of the mosaic is enough. And please be careful to disconnect the power of the outlet before installation.

Mixed adhesive. Adhesive generally sell in barrels. You can use this bucket directly. You should add water according to the proportion on the package. Remember do not add too much water at a time, a little bit is ok. Mortar will be very sticky, you can be mixed with a electric drill or a trowel. Also note that if the place is large, such as a swimming pool, don't mix too much at a time, because the mortar has about four hours of work time, and the outdoor will be shorter.

In addition, prepare a bucket of water, when you rest, you can put the trowel in the water, or it will be difficult to wash.

You need to scrape the adhesive on the wall from bottom to top.

The first sheet is installed at the side of the outer wall and at the bottom, then up and on the other side. And it is better to use a tile spacer between each sheet to keep the seams from being misaligned.

Each patch should be flattened. It can be hammered with a wooden board or compacted with a rubber sheet.

After 24 hours of paving, the joint can be filled. Scraping the adhesive back and forth with an 45 degree angle to ensure that each joint is filled. Note that the tile spacer should be removed before filling the joint.

Wipe off the excrescent adhesive with a clean and large sponge. Note that you should wash the sponge before you wipe it each time.

Usually we will prepare a few buckets, to wash most of the grout in the first bucket, then wash in the second bucket, at last it will be very clean in the third bucket.

After the excrescent adhesive is cleaned, the grout is almost dry, but there is still a layer of residue on the surface. It should use a clean soft dry cloth to wipe off the surface residue.

DISCLAIMER

Our mosaic images are product images.

These can differ from the original sheet, depending on personal impressions, bathes, optic, natural stone material variations, monitor color variation and printing methods.

Also the color Random mixed color mosaics images may also differ from the original mosaic sheet, because the paving arrangement is also a random match, can not be exactly the same as the product image we displayed

We highly recommend to have a look at the original mosaic and to order enough sheets for the installation. We cannot always guarantee the delivery of the same batch in your reorders.

All information is provided without warranty, errors and omissions expected.

QUALITY MANAGEMENT

Our quality is about more than a certification or the QC process. Quality relies on the attitude to the products consistency and customer's trust. It combines the production speed, flexibility, teamwork and attention to the details. More important, it is about how we view our obligation and how we respond to the needs.

TEST REPORT

INSPECTION AND QUARANTINE COMPREHENSIVE TECHNOLOGY CENTRE OF FOSHAN ENTRY-EXIT INSPECTION & QUARANTINE BUREAU

TEST REPORT

Report No: 25201809967 Page 4 of 8

Class	Properties	Test Method	Requirements	Results	Verdict
Physical property	Water absorption	ISO 10545-3	≤18.0%	8.0%	P
	Product size deviation	ISO 10545-1	Individual maximum 0.5%, 0.25%~0.35%	0.25%~0.35%	P
	Breaking strength, N	ISO 10545-4	≥150	300	P
	Modulus of rupture, N/mm²	ISO 10545-4	≥15	40	P
	Flexural strength, N/mm²	ISO 10545-4	≥15	40	P
	Chemical resistance	ISO 10545-13	Individual maximum 12	12	P
	Free resistance	ISO 10545-13	Repealed	Fully resistance	P
	Resistance to staining	ISO 10545-14	Repealed	Fully resistance	P
	Resistance to acid	ISO 10545-14	Repealed	Fully resistance	P
	Resistance to alkali	ISO 10545-14	Repealed	Fully resistance	P

Enamel Glass Mosaic

INSPECTION AND QUARANTINE COMPREHENSIVE TECHNOLOGY CENTRE OF FOSHAN ENTRY-EXIT INSPECTION & QUARANTINE BUREAU

TEST REPORT

Report No: 25201809966 Page 4 of 8

Class	Properties	Test Method	Requirements	Results	Verdict
Physical property	Water absorption	ISO 10545-3	≤18.0%	8.0%	P
	Product size deviation	ISO 10545-1	Individual maximum 0.5%, 0.25%~0.35%	0.25%~0.35%	P
	Breaking strength, N	ISO 10545-4	≥150	300	P
	Modulus of rupture, N/mm²	ISO 10545-4	≥15	40	P
	Flexural strength, N/mm²	ISO 10545-4	≥15	40	P
	Chemical resistance	ISO 10545-13	Individual maximum 12	12	P
	Free resistance	ISO 10545-13	Repealed	Fully resistance	P
	Resistance to staining	ISO 10545-14	Repealed	Fully resistance	P
	Resistance to acid	ISO 10545-14	Repealed	Fully resistance	P
	Resistance to alkali	ISO 10545-14	Repealed	Fully resistance	P

Glass Mosaic

INSPECTION AND QUARANTINE COMPREHENSIVE TECHNOLOGY CENTRE OF FOSHAN ENTRY-EXIT INSPECTION & QUARANTINE BUREAU

TEST REPORT


Report No: 25201809970 Page 4 of 8

Class	Properties	Test Method	Requirements	Results	Verdict
Physical property	Water absorption	ISO 10545-3	≤18.0%	8.0%	P
	Product size deviation	ISO 10545-1	Individual maximum 0.5%, 0.25%~0.35%	0.25%~0.35%	P
	Breaking strength, N	ISO 10545-4	≥150	300	P
	Modulus of rupture, N/mm²	ISO 10545-4	≥15	40	P
	Flexural strength, N/mm²	ISO 10545-4	≥15	40	P
	Chemical resistance	ISO 10545-13	Individual maximum 12	12	P
	Free resistance	ISO 10545-13	Repealed	Fully resistance	P
	Resistance to staining	ISO 10545-14	Repealed	Fully resistance	P
	Resistance to acid	ISO 10545-14	Repealed	Fully resistance	P
	Resistance to alkali	ISO 10545-14	Repealed	Fully resistance	P

Crystal Mosaic



.Check The size



Check the color



Checking the overall effect



Check The packing



Check The container



Check The Loading and take photo for stock

INSPECTION AND QUARANTINE COMPREHENSIVE TECHNOLOGY CENTRE OF FOSHAN ENTRY-EXIT INSPECTION & QUARANTINE BUREAU

TEST REPORT

Report No: 25201809972 Page 4 of 8

Class	Properties	Test Method	Requirements	Results	Verdict
Physical property	Water absorption	ISO 10545-3	≤18.0%	8.0%	P
	Product size deviation	ISO 10545-1	Individual maximum 0.5%, 0.25%~0.35%	0.25%~0.35%	P
	Breaking strength, N	ISO 10545-4	≥150	300	P
	Modulus of rupture, N/mm²	ISO 10545-4	≥15	40	P
	Flexural strength, N/mm²	ISO 10545-4	≥15	40	P
	Chemical resistance	ISO 10545-13	Individual maximum 12	12	P
	Free resistance	ISO 10545-13	Repealed	Fully resistance	P
	Resistance to staining	ISO 10545-14	Repealed	Fully resistance	P
	Resistance to acid	ISO 10545-14	Repealed	Fully resistance	P
	Resistance to alkali	ISO 10545-14	Repealed	Fully resistance	P

Ceramic Mosaic

INSPECTION AND QUARANTINE COMPREHENSIVE TECHNOLOGY CENTRE OF FOSHAN ENTRY-EXIT INSPECTION & QUARANTINE BUREAU

TEST REPORT

Report No: 25201809971 Page 4 of 8

Class	Properties	Test Method	Requirements	Results	Verdict
Physical property	Water absorption	ISO 10545-3	≤18.0%	8.0%	P
	Product size deviation	ISO 10545-1	Individual maximum 0.5%, 0.25%~0.35%	0.25%~0.35%	P
	Breaking strength, N	ISO 10545-4	≥150	300	P
	Modulus of rupture, N/mm²	ISO 10545-4	≥15	40	P
	Flexural strength, N/mm²	ISO 10545-4	≥15	40	P
	Chemical resistance	ISO 10545-13	Individual maximum 12	12	P
	Free resistance	ISO 10545-13	Repealed	Fully resistance	P
	Resistance to staining	ISO 10545-14	Repealed	Fully resistance	P
	Resistance to acid	ISO 10545-14	Repealed	Fully resistance	P
	Resistance to alkali	ISO 10545-14	Repealed	Fully resistance	P

Stainless Steel Mosaic

INSPECTION AND QUARANTINE COMPREHENSIVE TECHNOLOGY CENTRE OF FOSHAN ENTRY-EXIT INSPECTION & QUARANTINE BUREAU

TEST REPORT

Report No: 25201809973 Page 4 of 8

Class	Properties	Test Method	Requirements	Results	Verdict
Physical property	Water absorption	ISO 10545-3	≤18.0%	8.0%	P
	Product size deviation	ISO 10545-1	Individual maximum 0.5%, 0.25%~0.35%	0.25%~0.35%	P
	Breaking strength, N	ISO 10545-4	≥150	300	P
	Modulus of rupture, N/mm²	ISO 10545-4	≥15	40	P
	Flexural strength, N/mm²	ISO 10545-4	≥15	40	P
	Chemical resistance	ISO 10545-13	Individual maximum 12	12	P
	Free resistance	ISO 10545-13	Repealed	Fully resistance	P
	Resistance to staining	ISO 10545-14	Repealed	Fully resistance	P
	Resistance to acid	ISO 10545-14	Repealed	Fully resistance	P
	Resistance to alkali	ISO 10545-14	Repealed	Fully resistance	P

Stone Mosaic

4-5	6ST73BD275	95	6095LHTG208m	131	C	DE-EMP06A	27	E20I213m	71
48TINK111	6ST73BD365	96	6095LHTG209	131	Coffee L&N10	DE-EMP06B	27	E20I215	71
48TINK214	6ST73BD375	96	6095LHTG212	131	Coffee L&N23	DE-EMP07A	29	E21I01i	72
48TINK516	6ST73BD476	96	6095LHTG501	131	Coffee L&N28	DE-EMP07B	29	E21I01m	72
48195LHTG101	6STG73BD161	97	6095LHTGB101	131	Coffee L&N56	DE-EMP07C	29	E21I09	72
48195LHTG305	6STG73BD263	97	6095LHTGB102	131	D	DE-EMP08A	32	E21I09i	72
48195LHTG403	6STG73BD269	97	6095LHTGB207	132	DE-EMP01A	DE-EMP08B	32	E23I01m	73
48195LHTG502	6STGAR161	89	6095LHTGB209	132	DE-EMP01B	DE-EMP09A	36	E23I09	73
48195LHTINK101	6STGAR263	89	6095LHTGB305	132	DE-EMP01C	DE-EMP09B	35	E23I213m	73
48195LHTINK214	6STGAR269	89	6095LHTGB401	132	DE-EMP01D	DE-EMP10A	33	E23I311mg	74
48195LHTINK215	6STGAR375	89	6095LHTGB404	132	DE-EMP01E	DE-EMP10B	33	E24I01m	72
51HTINK101	6STGAR467	89	6095LHTGB414	132	DE-EMP02A	DE-EMP11A	25	E24I09i	72
6	6STGAR476	89	6095LHTGB501	132	DE-EMP02B	DE-EMP11B	25	E25I01	59
6CINKD22	6STGFSB161	80	6095LHTGB503	132	DE-EMP02C	DE-EMP12A	26	E25I215	59
6CINKD32	6STGFSB263	80	6095LHTGB504	132	DE-EMP02D	DE-EMP12B	26	E2022IA01mg	67
6CINKD92	6STGFSB273	80	6095LHTGB505	132	DE-EMP02E	DE-EMP13A	38	E2022IA09mg	67
6CINKJ22	6STGRE161	91	7		DE-EMP03A	DE-EMP13B	38	EP45H133	40
6CINKJ32	6STGRE263	91	73TINK323	126	DE-EMP03B	DE-EMP13C	38	EP45H233	40
6CINKJ92	6STGRE269	91	73TINK324	126	DE-EMP04A	DE-EMP13D	38	EP45H236	40
6ST73BD161	6STSFSB161	80	73TINK325	126	DE-EMP04B			EP45H533	40
6ST73BD263	6095LHTG101	131	73TINK326	125	DE-EMP05A	E	E05IA01mg	EPD133	40
6ST73BD265	6095LHTG111	131			DE-EMP05B	E05IA09mg	36	EPD233	40
6ST73BD269	6095LHTG112	131			DE-EMP05C	E20I01i	71	EPD236	40
6ST73BD273	6095LHTG202	131			DE-EMP05D	E20I09i	71	EPD533	40

<u>EPG45H132</u>	<u>41</u>	<u>InkCT Twilight</u>	<u>108</u>	<u>M6STGFSA426</u>	<u>84</u>	<u>M8CFMTD11</u>	<u>115</u>	<u>ME20IC131m</u>	<u>62</u>	<u>MET3DH13</u>	<u>54</u>
<u>EPG45H236</u>	<u>41</u>	M		<u>M6STGFSA231</u>	<u>81</u>	<u>M8CFMTD51</u>	<u>116</u>	<u>ME20IEB233</u>	<u>71</u>	<u>MET3DH28m</u>	<u>54</u>
<u>EPG45H336</u>	<u>42</u>	<u>M4INKCFSB21</u>	<u>109</u>	<u>M6STGFSA232</u>	<u>81</u>	<u>M8CFMTJ11</u>	<u>115</u>	<u>ME20IEC233</u>	<u>71</u>	<u>METHDH12m</u>	<u>52</u>
<u>EPGD45H334</u>	<u>42</u>	<u>M4INKCFSB22</u>	<u>109</u>	<u>M6STGFSA233</u>	<u>81</u>	<u>M8CFMTJ51</u>	<u>116</u>	<u>ME23I343</u>	<u>74</u>	<u>METHDH22m</u>	<u>52</u>
<u>EPGD132</u>	<u>41</u>	<u>M4INKCFSB23</u>	<u>110</u>	<u>M6STGFSA234</u>	<u>81</u>	<u>M8ECTCY10</u>	<u>122</u>	<u>ME25I233</u>	<u>60</u>	<u>METHDH27m-ENG</u>	<u>52</u>
<u>EPGD236</u>	<u>41</u>	<u>M4INKCFSB24</u>	<u>110</u>	<u>M6STGFSA325</u>	<u>82</u>	<u>M8ECTCY23</u>	<u>122</u>	<u>ME25I421</u>	<u>60</u>	S	
<u>EPGD336</u>	<u>42</u>	<u>M6ST23FSB221</u>	<u>85</u>	<u>M6STGFSA426</u>	<u>82</u>	<u>M8ECTCY28</u>	<u>122</u>	<u>ME2022IA229mg</u>	<u>67</u>	<u>Sketch 09m</u>	<u>57</u>
<u>EPGDD334</u>	<u>42</u>	<u>M6ST23FSB224</u>	<u>85</u>	<u>M6STGRE231</u>	<u>93</u>	<u>M8ECTCY58</u>	<u>122</u>	<u>ME2022IA323</u>	<u>67</u>	<u>SKETCH01 8FO209</u>	<u>105</u>
<u>EPGDJ334</u>	<u>42</u>	<u>M6ST23FSB231</u>	<u>86</u>	<u>M6STGRE234</u>	<u>93</u>	<u>M8ECTCY72</u>	<u>122</u>	<u>MEA2022IA01</u>	<u>55</u>	<u>SKETCH01 8FO556</u>	<u>105</u>
<u>EPGJ132</u>	<u>41</u>	<u>M6ST23FSB232</u>	<u>86</u>	<u>M6STGRE325</u>	<u>94</u>	<u>M8PSASRE25</u>	<u>112</u>	<u>MELA20IB229i</u>	<u>63</u>	<u>SKETCH02 8FO257</u>	<u>103</u>
<u>EPGJ236</u>	<u>41</u>	<u>M6ST23FSB233</u>	<u>86</u>	<u>M6STGRE426</u>	<u>94</u>	<u>M8PSASRE28</u>	<u>112</u>	<u>MELA20IB229mg</u>	<u>63</u>	<u>SKETCH02 8FO552</u>	<u>106</u>
<u>EPGJ336</u>	<u>42</u>	<u>M6ST23FSB234</u>	<u>86</u>	<u>M8CCTL&S131</u>	<u>118</u>	<u>M8PSASRE55</u>	<u>112</u>	<u>MELA20IC223mg</u>	<u>63</u>	<u>SKETCH03 8FO252</u>	<u>106</u>
<u>EPJ133</u>	<u>40</u>	<u>M6STAR122</u>	<u>88</u>	<u>M8CCTL&S235</u>	<u>118</u>	<u>M8PSASRE95</u>	<u>112</u>	<u>MELA20IC229mg</u>	<u>63</u>	<u>SKETCH04 8FO103</u>	<u>106</u>
<u>EPJ233</u>	<u>40</u>	<u>M6STAR221</u>	<u>88</u>	<u>M8CCTL&S239</u>	<u>118</u>	<u>M8PVC21B</u>	<u>111</u>	<u>MELA20ID229mg</u>	<u>66</u>		
<u>EPJ236</u>	<u>40</u>	<u>M6STAR222</u>	<u>88</u>	<u>M8CCTRBYB25</u>	<u>119</u>	<u>M8PVC35B</u>	<u>111</u>	<u>MEP45H161-F</u>	<u>45</u>		
<u>EPJ533</u>	<u>40</u>	<u>M6STAR226</u>	<u>88</u>	<u>M8CCTRBYB55</u>	<u>119</u>	<u>M8PVC55B</u>	<u>111</u>	<u>MEP45H343-F</u>	<u>45</u>		
<u>EPQX13</u>	<u>44</u>	<u>M6STG73BD221</u>	<u>100</u>	<u>M8CDTC11</u>	<u>120</u>	<u>M8PVC63B</u>	<u>111</u>	<u>MEPCL&S234-G</u>	<u>47</u>		
<u>EPQX16</u>	<u>44</u>	<u>M6STG73BD223</u>	<u>100</u>	<u>M8CDTC22</u>	<u>120</u>	<u>M51HTINK111</u>	<u>128</u>	<u>MEPCL&S535-G</u>	<u>47</u>		
<u>EPQX26</u>	<u>44</u>	<u>M6STG73BD244</u>	<u>100</u>	<u>M8CDTC28</u>	<u>120</u>	<u>M51HTINK214</u>	<u>128</u>	<u>MEPCL&S242-F</u>	<u>47</u>		
<u>EPQX53</u>	<u>44</u>	<u>M6STGFSA231</u>	<u>84</u>	<u>M8CDTC52</u>	<u>120</u>	<u>M51HTINK217</u>	<u>128</u>	<u>MEPCL&S552-F</u>	<u>47</u>		
I		<u>M6STGFSA232</u>	<u>84</u>	<u>M8CFMAD20</u>	<u>115</u>	<u>M51HTINK510</u>	<u>128</u>	<u>MEPD161-F</u>	<u>46</u>		
<u>InkCT Esprit</u>	<u>108</u>	<u>M6STGFSA233</u>	<u>84</u>	<u>M8CFMAD28</u>	<u>115</u>	<u>M51HTINK516</u>	<u>128</u>	<u>MEPD343-F</u>	<u>46</u>		
<u>InkCT Fresh</u>	<u>108</u>	<u>M6STGFSA234</u>	<u>84</u>	<u>M8CFMAJ28</u>	<u>115</u>	<u>ME12TD13</u>	<u>53</u>	<u>MES3DH15-ENG</u>	<u>51</u>		
<u>InkCT Renew</u>	<u>108</u>	<u>M6STGFSA325</u>	<u>84</u>	<u>M8CFMJ20</u>	<u>115</u>	<u>ME12TD29</u>	<u>53</u>	<u>MES3DH27m-ENG</u>	<u>51</u>		

